


**Product name - TWIN SHELL**

**Cod: BAR019**

**Regulations: The products defined as medical devices are compliant with MDR 745/2017 of 05/04/2017**




<p><b>English</b></p>	<p><b>Description</b> Twin Shell is a split basket stretcher for rescue in hard-to-reach environments, including water rescue, rough terrain recovery, rapid extraction and transfers requiring side-impact protection. The two halves separate for easier transport and storage. It features a rigid perimeter frame, fixing rings, accessory rope, rounded lower corners to reduce drag friction, mattress and compatibility with Spencer spine boards.</p> <p><b>Dimensions</b> 2140 ± 10 mm (L) × 650 ± 10 mm (W) × 200 ± 10 mm (H); 12 handles; materials: PE, PP, aluminium, steel; weight: 13.8 ± 0.5 kg without standard accessories; load capacity: 280 kg.</p> <p><b>Instructions for use</b> Check the shell locking system, frame, handles and belts before use. Position the patient according to rescue protocol, secure with the belts and use the footrest when needed. After use, clean, dry and store the device properly.</p> <p><b>Kit contents</b> 1 footrest; 3 two-piece safety belts; integrated mattress.</p>
-----------------------	----------------------------------------------------------------------------------------------------------------------------------------------------------------------------------------------------------------------------------------------------------------------------------------------------------------------------------------------------------------------------------------------------------------------------------------------------------------------------------------------------------------------------------------------------------------------------------------------------------------------------------------------------------------------------------------------------------------------------------------------------------------------------------------------------------------------------------------------------------------------------------------------------------------------------------------------------------------------------------------------------------------------------------------

**Product name - TWIN SHELL**

**Cod: BAR019**

**Regulations: The products defined as medical devices are compliant with MDR 745/2017 of 05/04/2017**




<p><b>French</b></p>	<p><b>Description</b> Twin Shell est une civière panier divisible destinée au sauvetage dans les zones difficiles d'accès, notamment pour le secours aquatique, la récupération sur terrain accidenté, les évacuations rapides et les transferts nécessitant une protection latérale. Les deux parties se séparent pour faciliter le transport et le stockage. Elle dispose d'un cadre périphérique rigide, d'anneaux de fixation, d'une corde périphérique, d'angles inférieurs arrondis pour réduire le frottement, d'un matelas et de la compatibilité avec les planches spinales Spencer.</p> <p><b>Dimensions</b> 2140 ± 10 mm (L) × 650 ± 10 mm (l) × 200 ± 10 mm (H) ; 12 poignées ; matériaux : PE, PP, aluminium, acier ; poids : 13,8 ± 0,5 kg sans accessoires standard ; charge maximale : 280 kg.</p> <p><b>Instructions d'utilisation</b> Avant usage, vérifier le système d'emboîtement, le cadre, les poignées et les sangles. Positionner le patient selon le protocole de secours, fixer les ceintures et utiliser le repose-pieds si nécessaire. Après usage, nettoyer, sécher et ranger correctement le dispositif.</p> <p><b>Contenu du kit</b> 1 repose-pieds ; 3 ceintures de sécurité en deux parties ; matelas intégré.</p>
----------------------	------------------------------------------------------------------------------------------------------------------------------------------------------------------------------------------------------------------------------------------------------------------------------------------------------------------------------------------------------------------------------------------------------------------------------------------------------------------------------------------------------------------------------------------------------------------------------------------------------------------------------------------------------------------------------------------------------------------------------------------------------------------------------------------------------------------------------------------------------------------------------------------------------------------------------------------------------------------------------------------------------------------------------------------------------------------------------------------------------------------------------------------------------------------------------------------------------------------------------------------------------

**Product name - TWIN SHELL**

**Cod: BAR019**

**Regulations: The products defined as medical devices are compliant with MDR 745/2017 of 05/04/2017**




<p><b>Spanish</b></p>	<p><b>Descripción</b> Twin Shell es una camilla canasta divisible para rescate en entornos de difícil acceso, como rescate en agua, recuperación en terreno accidentado, extracción rápida y traslados con necesidad de protección frente a impactos laterales. Las dos mitades pueden separarse para facilitar el transporte y el almacenamiento. Dispone de bastidor perimetral rígido, anillas de fijación, cuerda perimetral, esquinas inferiores redondeadas para reducir la fricción, colchón y compatibilidad con las tablas espinales Spencer.</p> <p><b>Dimensiones</b> 2140 ± 10 mm (L) × 650 ± 10 mm (An) × 200 ± 10 mm (Al); 12 asas; materiales: PE, PP, aluminio, acero; peso: 13,8 ± 0,5 kg sin accesorios estándar; capacidad: 280 kg.</p> <p><b>Instrucciones de uso</b> Antes del uso, compruebe el sistema de unión, el bastidor, las asas y los cinturones. Coloque al paciente según el protocolo de rescate, asegúrelo con las correas y utilice el reposapiés cuando sea necesario. Después del uso, limpie, seque y almacene correctamente el dispositivo.</p> <p><b>Contenido del kit</b> 1 reposapiés; 3 cinturones de seguridad de dos piezas; colchón integrado.</p>
-----------------------	--------------------------------------------------------------------------------------------------------------------------------------------------------------------------------------------------------------------------------------------------------------------------------------------------------------------------------------------------------------------------------------------------------------------------------------------------------------------------------------------------------------------------------------------------------------------------------------------------------------------------------------------------------------------------------------------------------------------------------------------------------------------------------------------------------------------------------------------------------------------------------------------------------------------------------------------------------------------------------------------------------------------------------------------------------------------------------------------------------------------------------------------------------------------------------------------------

**Product name - TWIN SHELL**

**Cod: BAR019**

**Regulations: The products defined as medical devices are compliant with MDR 745/2017 of 05/04/2017**



<b>German</b>	<p><b>Beschreibung</b> Twin Shell ist eine teilbare Korbtrage für Rettungseinsätze in schwer zugänglichen Bereichen, etwa bei Wasserrettung, Bergung auf unwegsamem Gelände, Schnellrettung und Transfers mit Bedarf an seitlichem Aufprallschutz. Die beiden Hälften lassen sich für Lagerung und Transport trennen. Die Trage verfügt über einen starren umlaufenden Rahmen, Befestigungsringe, Zubehörseil, abgerundete untere Ecken zur Verringerung der Reibung, eine Matratze und Kompatibilität mit Spencer-Wirbelsäulenbrettern.</p> <p><b>Abmessungen</b> 2140 ± 10 mm (L) × 650 ± 10 mm (B) × 200 ± 10 mm (H); 12 Griffe; Materialien: PE, PP, Aluminium, Stahl; Gewicht: 13,8 ± 0,5 kg ohne Standardzubehör; Tragfähigkeit: 280 kg.</p> <p><b>Gebrauchsanweisung</b> Vor dem Gebrauch Verriegelungssystem, Rahmen, Griffe und Gurte prüfen. Den Patienten gemäß Rettungsprotokoll positionieren, mit den Gurten sichern und bei Bedarf die Fußstütze verwenden. Nach dem Einsatz das Produkt reinigen, trocknen und sachgerecht lagern.</p> <p><b>Inhalt des Kits</b> 1 Fußstütze; 3 zweiteilige Sicherheitsgurte; integrierte Matratze.</p>
---------------	---------------------------------------------------------------------------------------------------------------------------------------------------------------------------------------------------------------------------------------------------------------------------------------------------------------------------------------------------------------------------------------------------------------------------------------------------------------------------------------------------------------------------------------------------------------------------------------------------------------------------------------------------------------------------------------------------------------------------------------------------------------------------------------------------------------------------------------------------------------------------------------------------------------------------------------------------------------------------------------------------------------------------------------------------------------------------------------------------------------------------------------------------------